


## Specification sheet LX1986

### Parapet drainage VARIO upstand spout for bending on site

**Emergency drainage**

**Gravity flow**

**Silent**



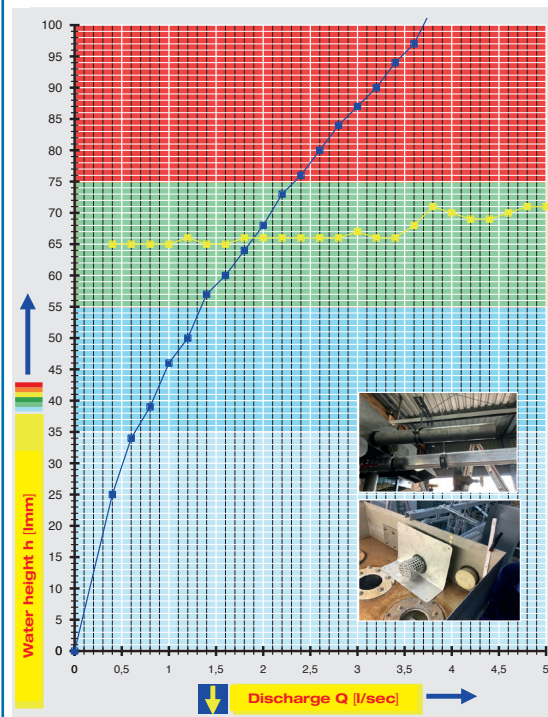
<b>Discharge rate:</b>	<b>0,65 l/sec</b>
<b>Water height:</b>	<b>35 mm</b>
<b>Roof penetration:</b>	<b>0 mm</b>
<b>Diameter:</b>	<b>DN 100</b>
<b>LX-Number:</b>	<b>LX1986</b>
<b>Weir height:</b>	<b>-</b>
<b>Drain:</b>	<b>ventilated</b>
<b>Downpipe:</b>	<b>ventilated</b>
<b>Downpipe height:</b>	<b>-</b>
<b>Drainage:</b>	<b>on floor</b>
<b>Flange form:</b>	<b>Bonding flange</b>

Note:  
In this measurement, the point of origin of the flow graph is equal to the bottom edge of the pipe.

#### LX1986 Piece list

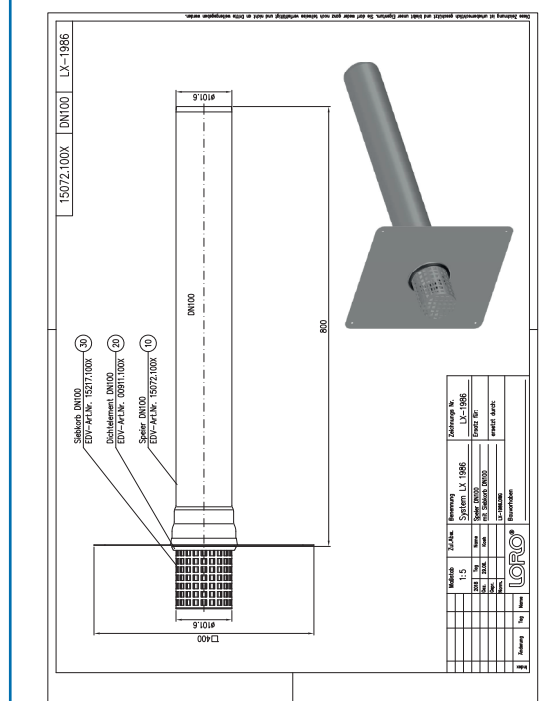
- 1 x Art.-No. 15072.100X, LORO-X VARIO upstand Spout
- 1 x Art.-No. 15217.100X, LORO-X Strainer basket
- 1 x Art.-No. 00911.100X, LORO-X Sealing element
- 1 x Art.-No. 00986.000X, LORO-X Lubricant

#### hQ - Head Discharge curve



**Systempower**

#### CAD



**Systemshape**

<b>Water height</b>	mm	10	15	20	25	30	<b>35</b>	40	45	50	55	60	65	70	75	80	85	90	95
<b>Discharge</b>	l/sec				0,4	0,5	<b>0,65</b>	0,85	1,0	1,2	1,35	1,6	1,85	2,1	2,3	2,6	2,85	3,2	3,45
							<b>Silent</b>												

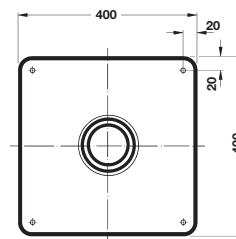
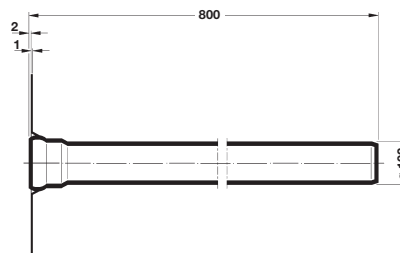


## LORO-X VARIO upstand spout, for bending on site

DN 100

### LX1986-20X

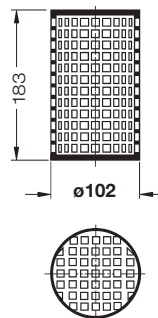
Drain Art.-No. 15072.100X  
Weight: 3,6 kg

**VARIO upstand**  
for bending on site



### LORO-X Strainer basket

Art.-No. 15217.100X



**Heat tracing:** Lorowerk recommends to check all drains and pipes with regard to their frost-sensibility. Where necessary, these parts should be upgraded with heat tracing.